



SRGC

Bulb Log Diary

ISSN 2514-6114

Pictures and text © Ian Young

BULB LOG 51.....21st December 2022






temperature swung from -9 to +9.

My routine is to write the Bulb Log on Monday and Tuesday, using pictures taken during the week, so that it is ready for me to post on Wednesday and even as I was posting last week's Log, snow was falling heavily, dramatically transforming the look of the garden. For the next four days we had freezing conditions before, just as forecast on Sunday night, a mild front swept over us and overnight our




A white blanket of snow strips a garden back to its bare bones, allowing us to see it in a different way with only the structural elements such as the trees, shrubs, troughs and rock work featuring. The majority of the pictures this week were taken last Wednesday afternoon when the sky briefly cleared between the snow clouds.




The effect of the high landscapes we create with rock in our troughs and raised beds is exaggerated with the white hills of snow. If your troughs look flat under snow that is because they are flat - be bold, build up well above the rim when you add the rocks. I often have difficulty selecting which pictures to use, trying to decide if this scene looks better taken from a high view point (above) or a lower one (below) this week I am showing more of them.






The light changes as the clouds come and go making a significant difference to the pictures. Obviously the colour of the sky is reflected in the light of the pictures so when the sky is blue the pictures feel colder and they appear warmer when there are clouds.





The following images are a brief photo essay of how the garden looked last Wednesday afternoon under a blanket of snow.





The snow catcher roof on the Japanese style lantern is living up to its description.




The dried yellow cane-like stems of a Disporum look lovely standing out against the white of the snow – a very good reason not to cut back the old growth too soon.



These evergreen Epimedium leaves also stand out more against the white background covered in a dusting of snow.






The snow clinging to the trunks of the Acer trees attracts my attention as it highlights their beauty, the one above also features on the cover with the lovely cinnamon coloured peeling bark of *Acer griseum* below.





The wall planted with *(Pseudo)trillium rivale* that I featured last week looks very different in its winter guise.





Here is another of the other areas I showed last week with the *Erythronium* seeding in the crevices down the wall now it is cloaked in white with just the dried and empty seed heads rising up through the snow.






Snow garden views.






Pond area.



Even my sculpture made and exhibited in the late 1970's, early 1980's is enhanced by the addition of snow.



This picture taken at 12.39 looks into the sun showing its maximum height of the day at this time of year.



On my walks I regularly pass this overgrown beech hedge which forms a magical space and I have tried many times to capture visually the sensation of standing looking down the tunnel but have never been satisfied with the results however this picture with the lying snow is the most successful to date.



Also on my walk I see the evidence of the birds foraging for food among the leaf litter especially at the very base of trees where the ground may be less frozen and covered in snow – look carefully and you will see the dark scrapes.



The overall habitat we have created in our garden is similar to an open woodland and here even the small trees and shrubs shelter the ground immediately below them which is a life saver for some of the birds. The garden Wrens especially love to forage among the leaves under the low bushes as well as under the many troughs we have raised off the ground by bricks forming cave like tunnels which they disappear into.



Leaving the leaves on the beds especially below the feeders makes it easier for the birds to forage especially after a few days when the frosts formed a frozen cap to the snow. Flocks of Redwings and Fieldfares gathered on and below our berry trees feeding on the fallen berries and the ones that remained on the trees – we supplemented the berries with chopped up apples and pears. We also had a big influx of Chaffinches with fifty plus on the ground below the feeders which were dominated by Goldfinches and Greenfinches here again during the worst of the snow we supplemented the feeders by scattering sunflower hearts and suet pellets directly on the ground.





We don't have a Christmas tree in the house but the snow has added a seasonal touch to the many bonsai around the garden as well as this cloud-pruned tree right outside our front door. I made a video on Sunday before the snow disappeared if you want to join me here is the link to the [Bulb Log Video Diary](#).....